

MyCarePortal Mobile App

ANDROID INSTALLATION GUIDE FOR SELF DIRECTION FAMILY PORTAL | MARCH 2021



CONNECT *with Us.*

eVerO Corporation – Corporate Headquarters

48 South Service Road

Suite 300

Melville, NY 11747 · USA

1.866.GO.EVERO (1.866.463.8376)

 <http://www.evero.com>

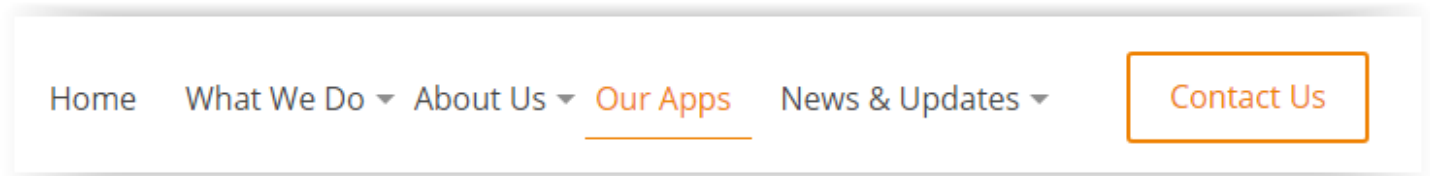
 support@evero.net

Copyright © 2021 eVerO Corporation. All rights reserved.

digitalAGENCY™ logo is trademarked, and eVerO is a registered trademark of eVerO Corporation. All other trademarks used herein are the properties of their respective owners.

This installation guide will provide you with step-by-step instructions on how to install the MyCarePortal™ Mobile App to your personal device. Since our app is not available through the App Store (iOS) or Google Play, additional steps are required for installation.

Using your Android device, you will need to install the app from our in-house app install system. To do this, Navigate to the eVero website (*located at eVero.com*) and click on 'Our Apps' located in the navigation bar to the top of the screen.




Once you have accessed the 'Our Apps' page, you will find a brief overview of the apps eVero has to offer. To access further information in regard to downloading the MyCarePortal Mobile App click on the designated button located just below the app overview.

On this page, you will now have access to the direct download link for the app by clicking on the appropriate download button.

eVero
CORPORATION

Home What We Do ▾ About Us ▾ Updates ▾ Our Apps Covid-19 [Contact Us](#)



MyCarePortal™ Mobile

Self-Direction Individual & Family App for Android Mobile Devices

Version: MyCarePortal™ Mobile Version 1.4.1
Release Date: June 2020
Minimum OS supported: Android 5.0 Lollipop

[MyCarePortal™ Android Installation Guide \(PDF\)](#)

In order to properly download and install the eVero Self-Direction Family Mobile App (MyCarePortal™) on your Android device, please make sure to follow all of the directions in the Installation Guides provided.

**App Installation:
Android**

[Privacy - Terms](#)

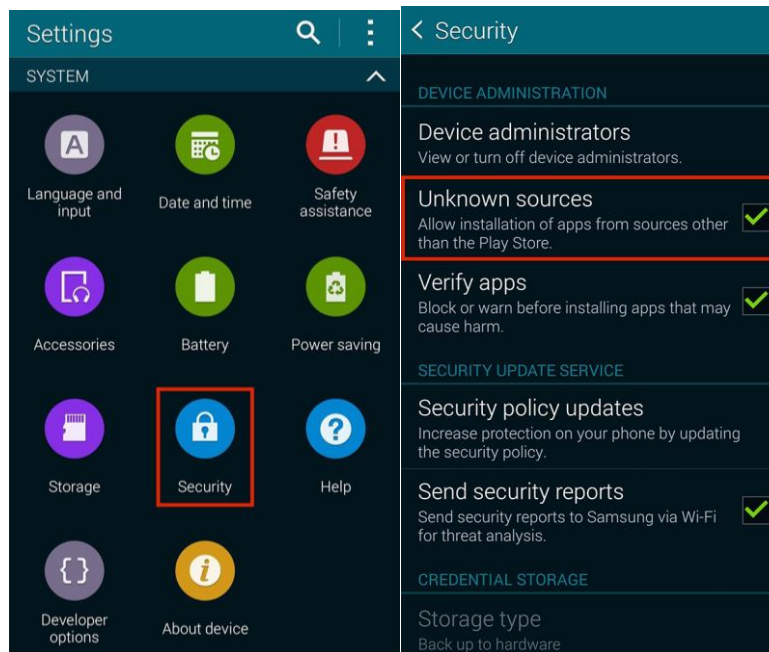
Copyright © 2021 eVero Corporation. All rights reserved.

digitalAGENCY™ logo is trademarked, and eVero is a registered trademark of eVero Corporation. All other trademarks used herein are the properties of their respective owners.

Installation of apps obtained outside of the Google Play store (such as MyCarePortal™) are often restricted by default on android devices. Due to this, you may be prompted with a notification similar to what is shown below. If you are presented with a similar notification, you will need to enable the installation of MyCarePortal™ Mobile for your device.



To enable the installation of digitalAGENCY™ Mobile for your device, you will need to open **Settings** and select **Security**. Within the **Security** section, under **Device Administration**, tap **Allow Unknown Sources** and **OK** when prompted. This will allow your mobile device to install digitalAGENCY™ Mobile through a source outside of the Google Play store.



Copyright @ 2021 eVero Corporation. All rights reserved.

digitalAGENCY™ logo is trademarked, and eVero is a registered trademark of eVero Corporation. All other trademarks used herein are the properties of their respective owners.