

digitalAGENCY™

Mobile App

APPLE INSTALLATION GUIDE | MARCH 2020



CONNECT *with Us.*

eVerO Corporation – Corporate Headquarters

48 South Service Road

Suite 200

Melville, NY 11747 · USA

1.866.GO.EVERO (1.866.463.8376)



<http://www.evero.com>



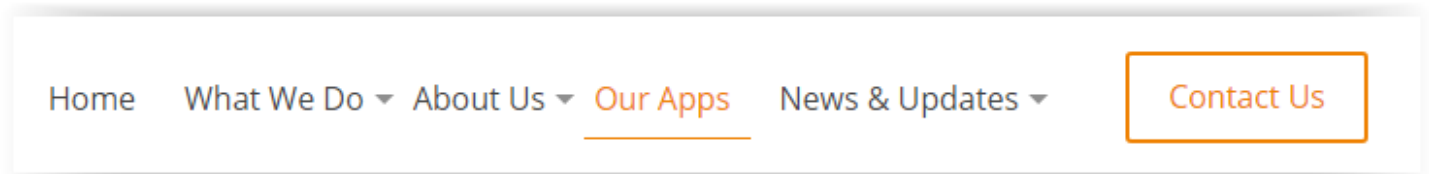
support@evero.net

Copyright © 2020 eVerO Corporation. All rights reserved.

digitalAGENCY™ logo is trademarked, and eVerO is a registered trademark of eVerO Corporation. All other trademarks used herein are the properties of their respective owners.

This installation guide will provide you with step-by-step instructions on how to install digitalAGENCY™ Mobile to your personal device. Since our app is not available through the App Store (iOS) or Google Play, additional steps are required for installation.

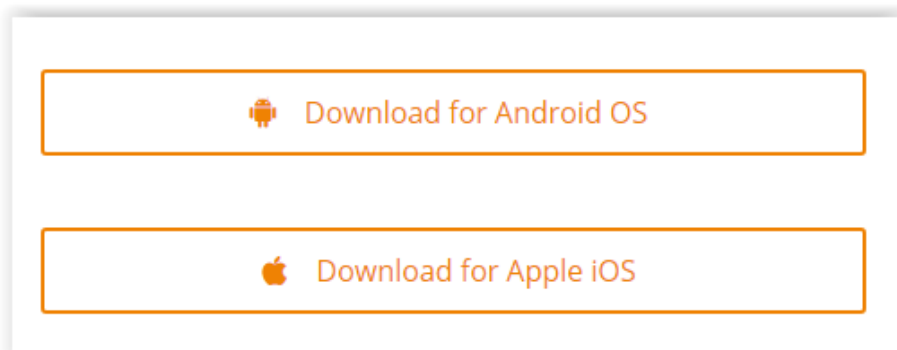
Using your Apple device, you will need to install the app from our in-house app install system. To do this, Navigate to the eVero website (*located at eVero.com*) and click on **'Our Apps'** located in the navigation bar to the top of the screen.



Once you have accessed the **'Our Apps'** page, you will find a brief overview of the two apps eVero has to offer. To access further information in regard to downloading the digitalAGENCY™ Mobile App click on the designated button located just below the app overview.



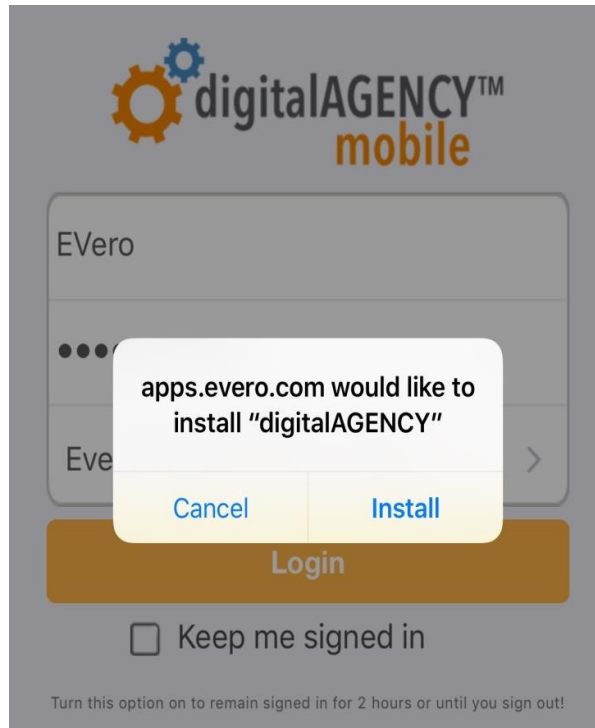
On this page, you will now have access to the direct download link for the app by clicking on the appropriate download button.



Copyright @ 2020 eVero Corporation. All rights reserved.

digitalAGENCY™ logo is trademarked, and eVero is a registered trademark of eVero Corporation. All other trademarks used herein are the properties of their respective owners.

When prompted, click **Install** to begin.



Copyright © 2020 eVero Corporation. All rights reserved.

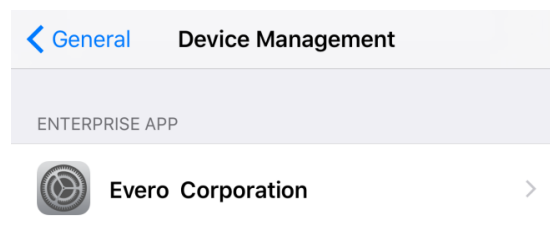
digitalAGENCY™ logo is trademarked, and eVero is a registered trademark of eVero Corporation. All other trademarks used herein are the properties of their respective owners.

To complete the additional steps required for Apple installation, tap the Settings icon that is typically found on the Home screen.

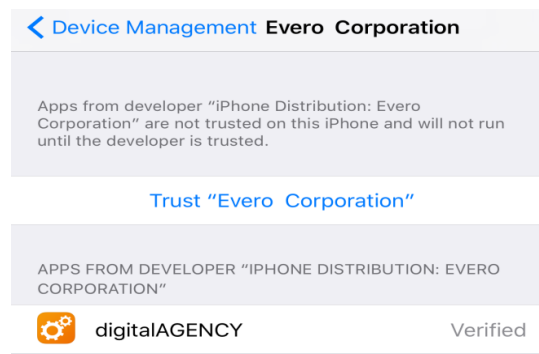


Once you have opened the **Settings** screen, select **General** and tap **Device Management**.

You will see **Evero Corporation** listed under **Enterprise App**. Tap on **Evero Corporation**.



Click on **Trust “Evero Corporation”** as shown below. This will allow your mobile device to install digitalAGENCY™ Mobile through a source outside of the App Store.



Copyright @ 2020 eVero Corporation. All rights reserved.

digitalAGENCY™ logo is trademarked, and eVero is a registered trademark of eVero Corporation. All other trademarks used herein are the properties of their respective owners.